

TuBo-Lock Set

Endotracheal Tube Holder

TuBo-Lock Set is a three-part endotracheal tube holder for adults, adolescent patients and pupils consisting of two skin-friendly cheek plasters and one soft fixation middle part.

The middle part of TuBo-Lock is firmly connected to the tube by an adhesive tape and in addition to reach maximum safety placed as a loop around the tube. By two available sizes and the option to cut the fixation middle part to length an individual adaptation to the shape of the face is provided. In case of dirt only the middle part will be replaced while the plasters can stay on the patient's cheeks for a longer period of time.

Due to the hook and loop connection the tube can be easily repositioned. The vertical alignment of the hook and loop provides the greatest possible area to fix the ends of the middle part.

The centered position of the modern hook and loop on the foam cheek plasters avoids direct contact with the skin and prevents irritations and secondary damages.

Description

	Description	SU	REF
1 TuBo-Lock Set	2 pcs plaster fixations, middle part, fingerlift	80 pcs	25-10
2 TuBo-Lock Set XL	2 pcs plaster fixations, middle part XL, fingerlift	80 pcs	25-11
3 TuBo-Lock Set 1, XL	2 pcs plaster fixations, middle part with adhesive hook and loop tape	80 pcs	25-11-10
4 TuBo-Lock Set 2	2 pcs plaster fixations, middle part with silicone layer	80 pcs	25-12
5 TuBo-Lock middle part	Length 28 cm, fingerlift	80 pcs	25-15
6 TuBo-Lock middle part XL	Length 36,5 cm, fingerlift	80 pcs	25-16
7 TuBo-Lock middle part 1, XL	Length 36,5 cm, adhesive hook and loop tape	80 pcs	25-16-10
8 TuBo-Lock middle part 2	Length 33 cm, with silicone layer	80 pcs	25-14
9 TuBo-Lock	Plaster fixation	80 pcs	25-10-01



- > safe, quick and comfortable handling
- > skin-friendly materials
- > maximum safety
- > plasters can stay for a long period of time on the cheeks
- > economic - middle part separately replaceable



ATTENTION

Remove the plaster if allergic reactions and cutaneous reactions like signs of inflammation occur. Disposable product, reapplication can result in contamination and loss of product attributes that may cause infections, secondary damages and the death of the patient.



its-novo.com

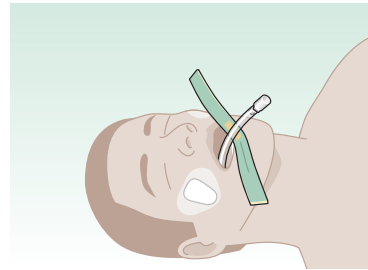
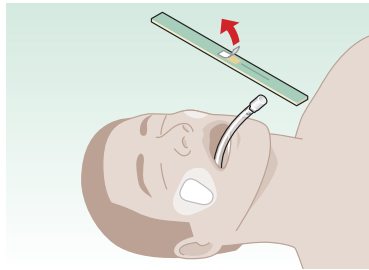


INSTRUCTION FOR USE

TuBo-Lock Set

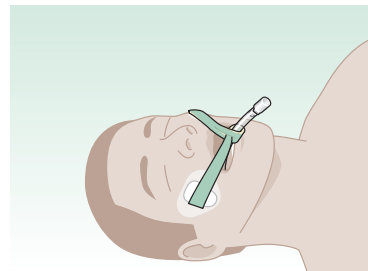
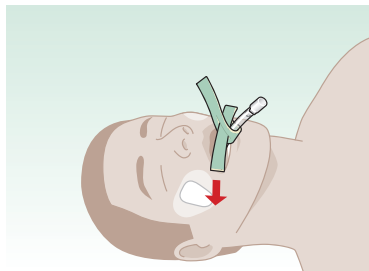


TuBo-Lock Set | Application Example



1 | Prepare the skin according to your hospital standards. Stick the fixation plasters onto the patient's cheeks so that the hook and loop longitudinally shows to the body.

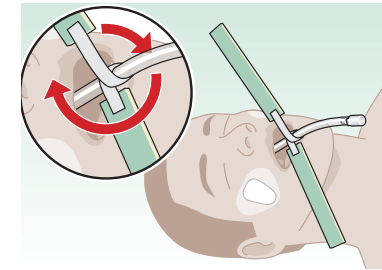
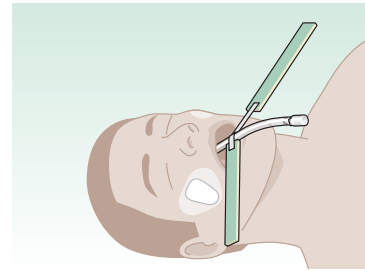
Remove the protective paper from the adhesive tape of the middle part.



3 | Conduct the end of the fixation middle part through the slot. Fix both ends of the middle part under slight tension on the hook and loop of the cheek plasters.

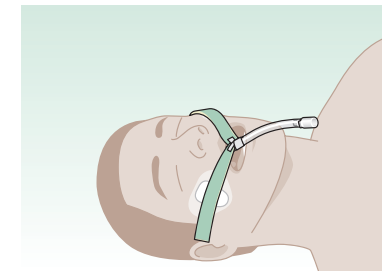
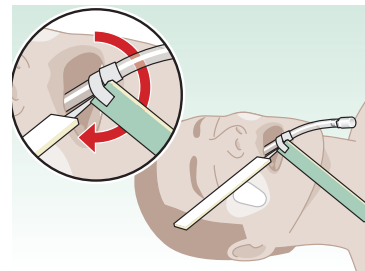
4 | Fixation in final position. If necessary, cut the middle part to length.

TuBo-Lock Set 2 | Application Example



1 | Prepare the skin according to your hospital standards. Stick the fixation plasters onto the patient's cheeks so that the hook and loop longitudinally shows to the body. Place one end of the elastic strap with the silicone layer from above on the previously cleaned tube.

2 | Wind the elastic strap under tension once around the tube.



3 | Wind the elastic strap under tension once again around the tube. The optimal tension is achieved when the elastic strap is completely surrounding the tube.

4 | Fix both ends of the middle part under slight tension on the hook and loop of the cheek plasters. Fixation in final position.