

TuBo-Grip

non-adhesive

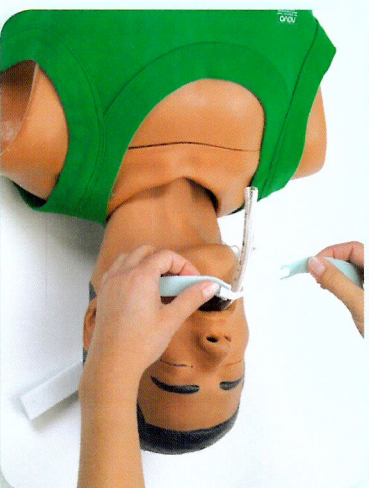
Instruction for Use

NOVO®

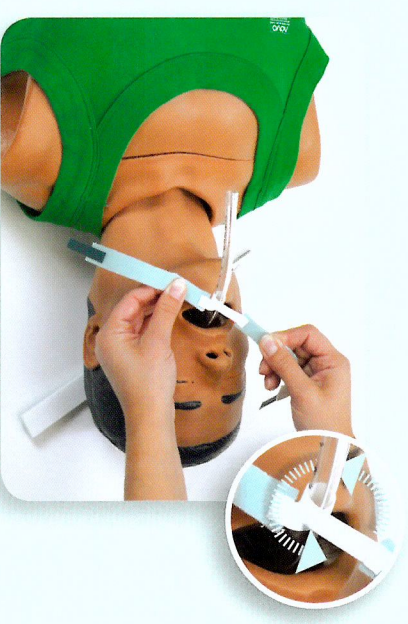
Novo Klinik-Service GmbH



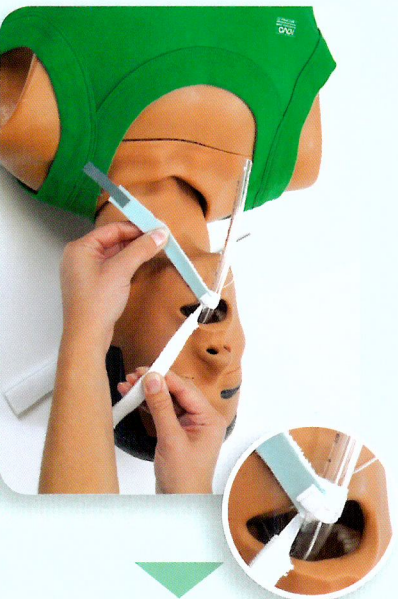
Place the neck padding behind the patient's neck, so that one end is placed over the ear and one beneath the other ear.



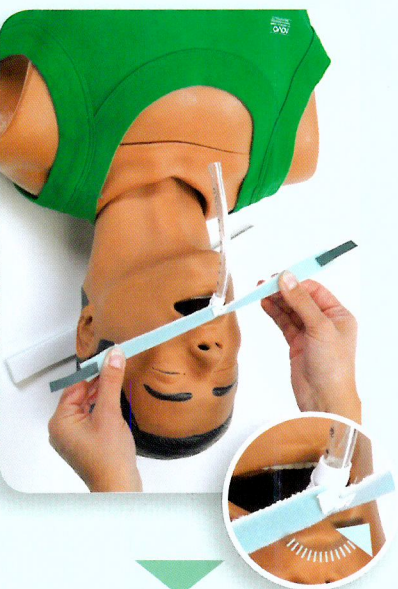
Place one end of the elastic strap with the silicone layer from above on the tube.



Wind the elastic strap under tension once around the tube.



Wind the elastic strap under tension once again around the tube, so that the elastic strap is crossing on the bottom side of the tube.



The optimal tension is achieved when the elastic strap is completely surrounding the tube. The soft padding lies with the white side on the skin respect. in the corner of the mouth.



Fasten the ends of the middle part under tension on the neck padding using the Velcro® strips. Fixation in final position.