

Clip-Fix

Fixation for Cables and Tubes

Clip-Fix is a hook and loop strap with a metal holder, which serves for the sorting of tube and cable systems at the bed sheet, patient's clothing or DIN rails.

In the emergency rescue service Clip-Fix is an optimal facility to sort cables, e.g. ECG cable, to fix catheter or infusion bags in the mobile ICU vehicle as well as at the scene or when transporting patients.

In neonatology Clip-Fix allows mobility and offers a special safety to the parents when practicing kangaroo care with the little patient.

Since Clip-Fix Duo is attached with both clips, the fixed tube is stabilised, so that shifting in one direction will be precluded. It furthermore serves as a fixation for secretion bags at the patient's clothing.

The stainless steel clip of Clip-Fix DIN is standardised for all commonly used DIN rails with cross-sectional dimensions of 25 mm x 10 mm such as the Dräger rail.

Clip-Fix is available in four different versions and in different lengths:

	Width	Total Length	SU	REF
1 Clip-Fix 1	2,5 cm	11 cm	50 pcs	30-30-01
2 Clip-Fix 2	2,5 cm	17 cm	50 pcs	30-30-02
3 Clip-Fix 3	2,5 cm	23,5 cm	40 pcs	30-30-03
4 Clip-Fix 1 Duo	2,5 cm	12,5 cm	50 pcs	30-30-04
5 Clip-Fix 2 Trio	2,5 cm	17 cm	50 pcs	30-30-08
6 Clip-Fix 2 DIN	2,5 cm	18,5 cm	25 pcs	30-30-02D
7 Clip-Fix 3 DIN	2,5 cm	25 cm	20 pcs	30-30-03D




INSTRUCTION FOR USE - APPLICATION

Open the strap, put the tube to be fixed inside and press the strap end over the tube. Clamp Clip-Fix now by means of the metal holder at the bed sheet, the patient's clothing or DIN rails to its required position.

INFORMATION:

Reusable product, reuse is possible by hygienic reprocessing. All versions of Clip-Fix are washable up to 60 °C and can be disinfected by standard disinfectant. The metal holders consist of an acid-resistant steel.

In case of residual dirt and/or wear after hygienic reprocessing the fixation may no longer be used.



its-novo.com

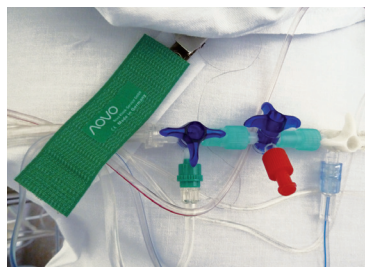
EXAMPLES OF APPLICATION

Clip-Fix



Clip-Fix 1

Guiding and holding of several tube systems with fixation at the patient's clothing.




Clip-Fix 1

Guiding and holding of several tube systems with fixation at the bed sheet.



Clip-Fix 1

Guiding and holding of several tube systems with fixation at the patient's pillow.




Clip-Fix 2

Fixation of the urinary bag at the stretcher in the rescue vehicle.



Clip-Fix 3

Guiding and holding of the breathing tube and the cable systems at the service rail placed on the handgrip of the rescue vehicle.



Clip-Fix 2 DIN + Clip-Fix 3 DIN

Guiding, sorting and holding of tube and cable systems at DIN rail.